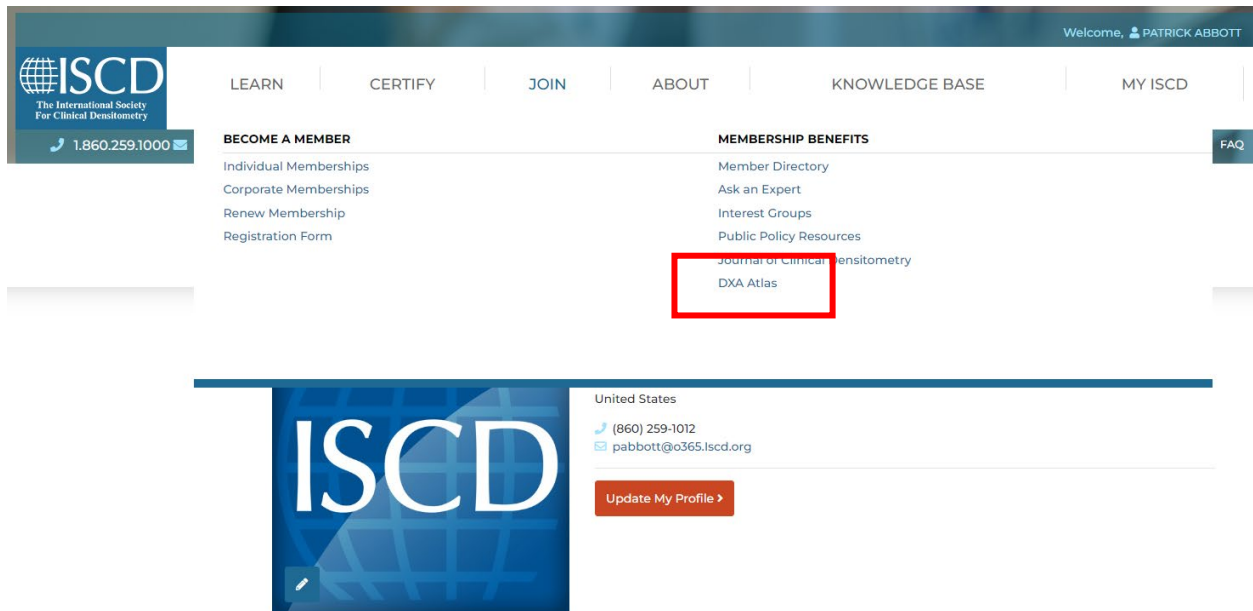


### How To Use the DXA Atlas

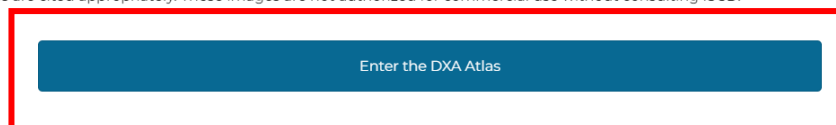
- Start from your Profile Page after logging in to [www.iscd.org](http://www.iscd.org). As the DXA atlas is a Member's Only benefit, you will need to have an ISCD Membership to access it.
- Hover your mouse over "Join," and Select "DXA Atlas" under the "Membership Benefits" column.



- Click the "Enter the DXA Atlas" button directly under the Terms of Use section. If you are not an ISCD member, you will not be allowed access to this area of the website.

#### Terms of Use

Use of DXA Atlas and its images is permitted to ISCD Members. **ISCD members are permitted to use the DXA atlas and its images.** We understand that images and cases found in this extensive collection may be valuable for educational purposes in teaching, training and conducting professional lectures by ISCD Members. ISCD authorizes the use of images contained within the DXA Atlas for use by non-profit organizations and for educational purposes by ISCD Members as long as the information and images are cited appropriately. These images are not authorized for commercial use without consulting ISCD.



- Cases in the DXA Atlas are organized into broad categories but can also be tagged with more specific keywords for a narrower search.



### DXA Atlas

[Click Here to submit a case](#)

Category  Tag  [Reset](#) Search:

Image	Title	Summary	Categories	Tags
	Bullets	Bullets There are bullets, which are black hole ...	Internal Artifacts	black hole, bullet, Hologic, internal artifact, lumbar spine
	Normal GE Spine Analysis	Normal GE Spine Analysis This image shows a normal GE ...	Normal Scans, Positioning and Analysis Issues	DJD, GE, spine
	GE Normal Hip	GE Normal Hip Case Description: Standard hip view ...	Normal Scans	GE, Hip, normal

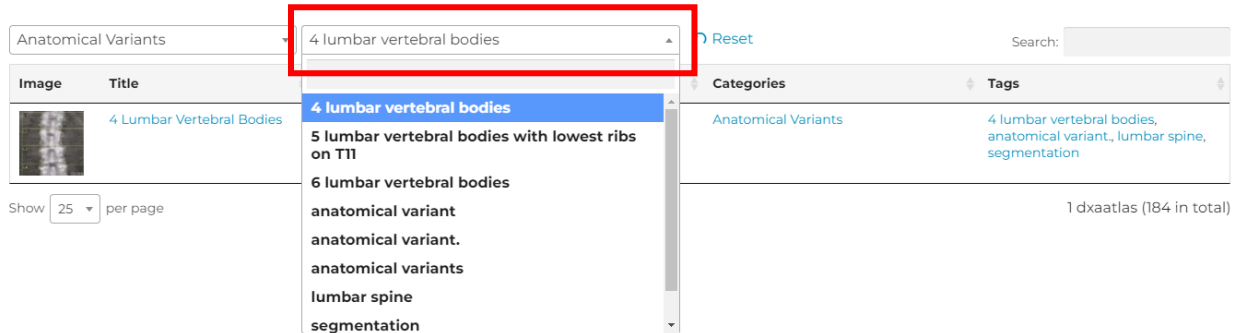
- To search by Category, click on the Category dropdown menu and select the Category you would like to view.

Anatomical Variants  [Reset](#) Search:

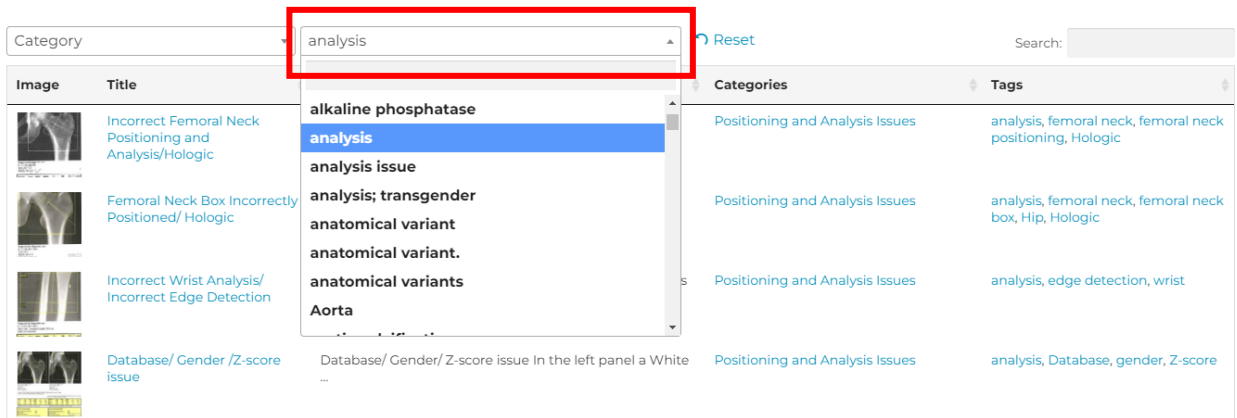
Image	Title	Summary	Categories	Tags
	5 Lumbar Vertebral Bodies with Lowest Ribs on T11 ...		Anatomical Variants	5 lumbar vertebral bodies with lowest ribs on T11, 6 lumbar vertebral bodies, anatomical variant
	6 Lumbar Vertebral Bodies The Hologic lumbar spine ...		Anatomical Variants	6 lumbar vertebral bodies, anatomical variants, lumbar spine, segmentation
	4 Lumbar Vertebral Bodies A Hologic lumbar spine ...		Anatomical Variants	4 lumbar vertebral bodies, anatomical variant., lumbar spine, segmentation
	The Third Trochanter	The Third Trochanter The red arrow in the ...	Anatomical Variants	anatomical variant, Third trochanter

Show  per page 4 dxaatlas (184 in total)

- You can further refine your search by selecting a Tag as well.



- You can also search by Tag only, without choosing a Category.



- You can also submit a case to the DXA Atlas, by clicking on the link at the top of the page. For a helpful How-To document on submitting DXA Atlas cases, click [here](#).



[Click Here to submit a case](#)