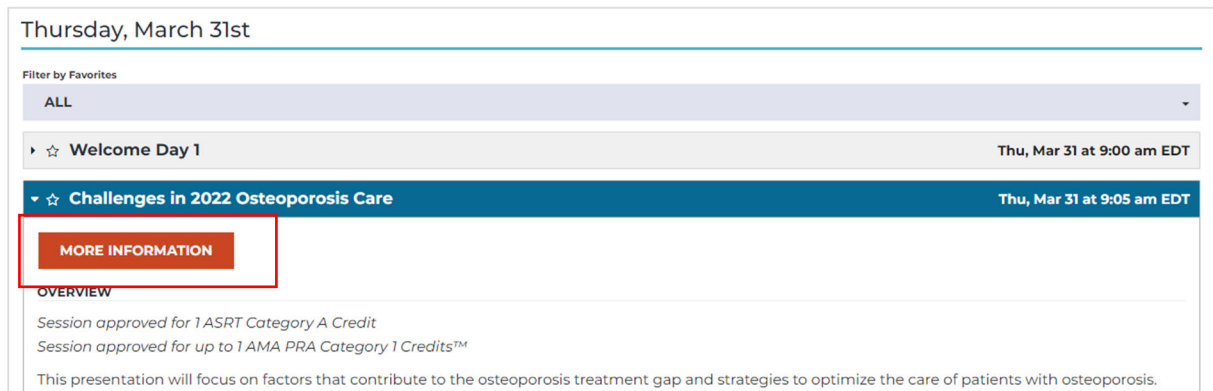


### How to Claim Session Credits for Virtual Annual Meeting Sessions

1. Navigate to the [Annual Meeting Website](#) and Log in using your usual iscd.org Log-in Credentials.
2. On the Agenda page, click on the title of the Session you want to claim credit for, then click "More Information"

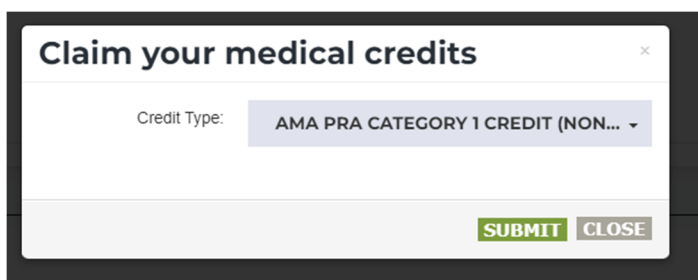


3. Under the tab "Contents", if you attended you will see a green check mark next to the Session. The next section, "Survey" will have a button titled "FILL OUT SURVEY", click on this button to complete the survey. A green checkmark will now appear next to "Survey"

**Note:** Make sure all survey questions are answered. If they are not, when the FINISH button is clicked a pop up will appear showing which question(s) have not been answered.

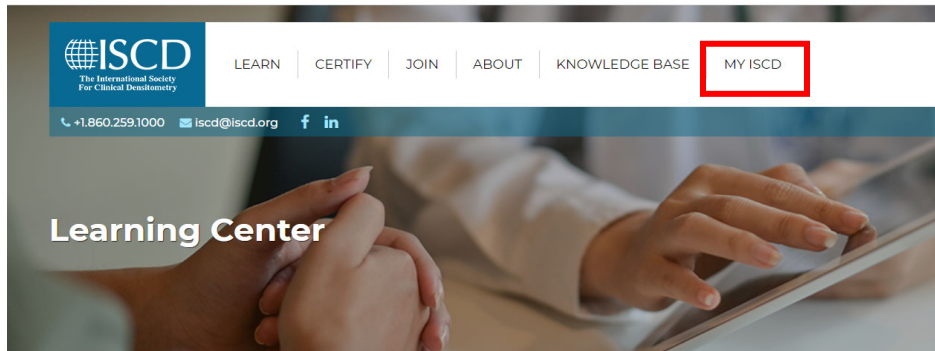
4. Once the survey is completed, selection of credit type will be made available. Click on **CLAIM MEDICAL CREDITS** and a pop up titled "Claim your medical credits" will appear." Then, select the credit type you would like to claim from the Credit Type drop down, and click **SUBMIT**.

**Note:** If you click **SUBMIT** without selecting the credit type from the drop down, the credit type default is AMA PRA Category 1 Credit (**Non-Physician**).



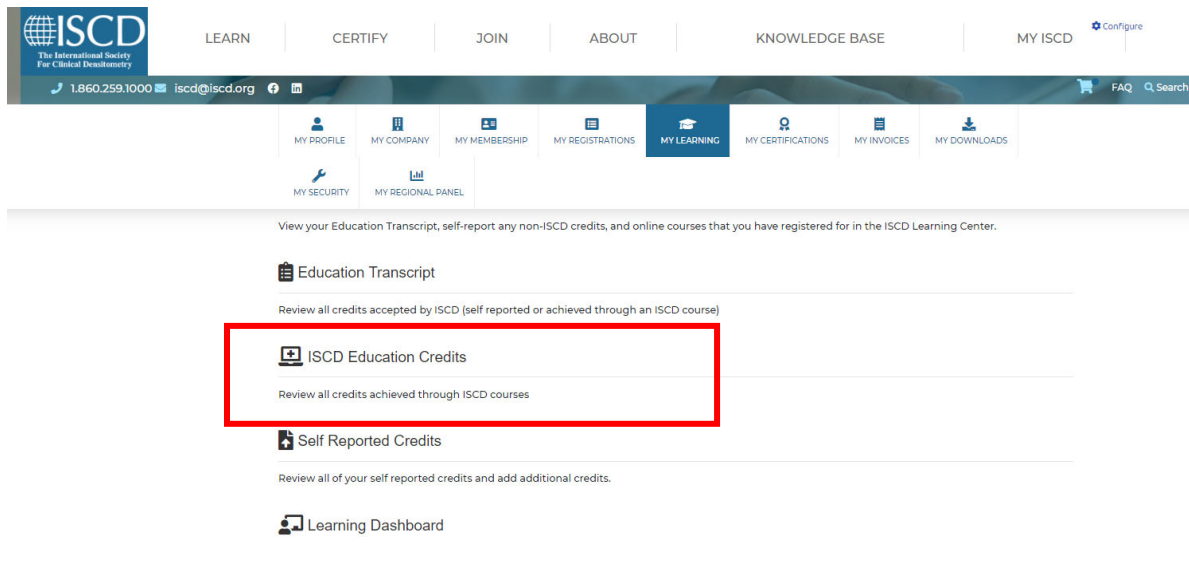
### To View/Print Session Certificate

1. Navigate to [iscd.org](https://iscd.org) and make sure you are signed in.
2. Click "My ISCD" at the top of the page.



S

3. Click on "My Learning, and then on ISCD Education Credits



4. Click on the Title of the Session you completed to view/print the Certificate of Completion.